

JOAN MITCHELL
FOUNDATION
ART EDUCATION PROGRAM



2014 Resource Guide

Contents

Program Overview	1
Calendars	2
NYC Public High Schools with Art Programs	3
Audition vs. Admissions Process	4
How to Prepare for your Visual Arts Audition	5
Specialized Art High School Guidelines	7
FAQ: Frequently Asked Questions	9
Portfolio Building Tips	10
Artwork Matting and Label Samples	11
What happens if I don't get accepted?	12
Middle School Portfolio Development Programs	12
Art Materials and Stores in NYC	13
Resources on the Web	14
Middle School Portfolio Samples	16

Program Overview

PROGRAM GOALS

- » Provide families with the information and support to apply to the NYC Specialized Art High Schools.
- » Build students communication and confidence through group discussions and individual interview exercises.
- » Assist students in developing strong observational drawings that reflect their understanding of the basic elements of art and principles of design.
- » Provide students with individualized assessments of their current portfolios.
- » Provide and encourage a framework for students to work independently on building their portfolios beyond the classroom.
- » Engage students in exercises that strengthen both oral and written communication skills

PURPOSE OF THE WORKSHOP SERIES

This series of workshops is specifically designed for students preparing to apply to the NYC Specialized High Schools that require portfolio presentations and auditions. In an effort to properly prepare students for this application process, the workshop series will offer drawing assignments to strengthen artistic skills, provide how-to demonstrations on preparing and organizing a formal portfolio, and provide opportunities to enhance their communication skills.

WORKSHOPS CONSIST OF..

A family orientation to give an overview of the schools that are classified as Specialized Visual Art programs.

Hands-on art making experiences to support portfolio requirements.

Inquiry-based discussions and activities in museum galleries.

Individual portfolio reviews and interview skills assessment.

Presentations on portfolio preparation and organization.

PRACTICE ADMISSIONS TEST

Many specialized high schools require students to take an aptitude test as part of the admissions process. Each fall the Students Opportunities and Support (SOS) program of the Joan Mitchell Foundation administers a practice test modeled after three of the leading specialized high school audition procedures (Art & Design, LaGuardia and Frank Sinatra High School). The practice will consist of timed observational and imaginative drawing and one-on-one interviews.

Middle School Portfolio Preparation Program Calendar

SEPTEMBER

Saturday, September 6

Parent Orientation & Student Hands-On Workshop, 11am-2pm
Student Hands-On Workshops, Portfolio Reviews, 12pm-2pm

Saturday, September 13

Student Hands-On Workshops & Portfolio Reviews, 11am-1pm

Saturday, September 20

Parent and Student Portfolio Organizing, 11am-2pm

OCTOBER

Friday, October 24

Practice Admissions Test, 5pm-7pm

Location

All Middle School Portfolio Prep classes are being held at:

Museum of Arts and Design

2 Columbus Circle
New York, NY 10019

DIRECTIONS

By train: A, B, C, D or No. 1 to Columbus Circle at 59th Street;
N, R, Q or W to 57th Street and 7th Avenue; F train to 57th
Street and 6th Avenue

By Bus: M5, M7, M10, M20, M30 and M104 to Columbus Circle
at 59th Street or 57th Street and 8th Avenue

High School Fair Calendar

September 20 & 21

Citywide High School Fair at Brooklyn Technical High School
29 Fort Greene Place, Brooklyn, NY 11217
10am-3pm

October 18 & 19

Borough High School Fairs

High School Admissions Calendar

Continue to check for updates at:

<http://schools.nyc.gov/ChoicesEnrollment/High/specialized/default.htm>

September 9–October 14, 2014

Registration for fall Specialized High School Admissions Test (SHSAT) and LaGuardia High School Audition begins

Wednesday, October 22, 2014

Test/Audition tickets are distributed to students

Saturday & Sunday, October 25–26, 2014

SHSAT: testing for all 8 graders

Saturday, November 1, 2014

SHSAT: All 9 graders and 8 & 9 graders with special needs or 504 accommodations: LaGuardia Auditions begin by Borough

Sunday, November 16, 2014

SHSAT make-up by permission only; Sabbath observers with special needs and 504 accommodations

Sunday, December 6, 2014

LaGuardia Auditions end

March 2015–TBA

Round 1 results distributed (inclusive of specialized results)

NYC Public High Schools with Art Programs

Based on information provided by the NYC Department of Education website: links to download the full directory of NYC Public High Schools and Specialized High Schools Student Handbook can be found on page 14.

Department Schools in **BOLD** require that students audition to be admitted into the program.

BRONX

Bronx High School for the Visual Arts
Foreign Language Academy of Global Studies
High School for Contemporary Arts
Millennium Art Academy
Monroe Academy for Visual Arts and Design
New Explorers High School
Samuel Gompers Career and Technical Educational High School

BROOKLYN

Abraham Lincoln High School
Brooklyn High School of the Arts
Dr. Susan S. McKinney Secondary School of the Arts
Edward R. Murrow High School
George Westinghouse Career and Technical Education High School
Gotham Professional Arts Academy
HS for Innovation in Advertising and Media
Juan Morel Campus Secondary School
Life Academy High School for Film and Music
New Utrecht High School

Shorefront High School of Arts and Sciences at John Dewey Campus
WH Maxwell Career and Technical Education High School
International Arts & Business High School
Sheepshead Bay High School
The Urban Assembly School of Music and Art

QUEENS

Bayside High School
College and Career Academies High School at Newtown Campus
Frank Sinatra School of the Arts
High School for Arts and Business
Humanities & Arts Magnet High School
Queens Vocational and Technical High School
Thomas A. Edison Career and Technical Education High School
August Martin High School
Beach Channel High School
Newton High School
Richmond High School

MANHATTAN

High School of Graphic Communication Arts
Chelsea Career and Technical Education High School
Creative Digital Minds High School
Fiorello H. LaGuardia High School of Music & Art and Performing Arts
Art and Design High School
Gramercy Arts High School
The Heritage School
High School of Arts and Technology
The High School of Fashion Industries
New Design High School
Wadleigh Secondary School for the Performing and Visual Arts
Louis D. Brandeis High School
Bayard Rustin Educational Complex
Marta Valle Secondary School
Washington Irving High School

STATEN ISLAND
Curtis High School
Ralph R. McKee Career and Technical Education High School
Susan E. Wagner High School

Audition vs. Admissions Process

Not every school requires an audition, but every school has a specific admissions process. Below are some terms explaining each of them. For more specific information regarding each school's selection method visit schools.nyc.gov.

TERMS

Audition – This requires that you demonstrate your talents in performing or visual arts by auditioning. (Ex: your portfolio can be used as your audition in some cases)

Educational Option – This allows the school to select half of the incoming students, while the other half is randomly selected by computer from the pool of our eligible applicants. If you scored in the top 2% on the 7th grade standardized reading test, you will be automatically matched to any Ed. Opt. Program you have as your number one choice. Your information regarding your score will appear on your application in October.

Limited Unscreened – Priority is given to students who, with their parents, demonstrate interest in a school by attending a school's information session, open houses, or visiting the school's exhibit at any one of the High School's Fairs. When a student attends these events, he/she must sign-in to be given priority to the school's program(s).

Screened – Selection is based on your 7th grade academic record, standardized test scores, attendance and punctuality. Every program that uses a screening method lists the criteria in its program on the school's high school directory page.

Test – This is for the 8 specialized high schools that require the specialized high schools admissions test (SHSAT) for admission. Your score on this test is the only way you are eligible. Applying to these schools requires getting an admission ticket for the test from your guidance counselor.

Unscreened – Students are randomly selected by computer for these programs. Since you can't know your chances of acceptance (even if you meet all the eligibility requirements), you should treat an unscreened program like any other; rank your choices based on priority on your application.

Zoned Schools – Some areas of the city have schools intended to serve students living nearby (known as the zone). Zoned schools have programs that have a Z as the 4th character of the program code. You don't have to apply to your zoned school, but if you do want to attend you are guaranteed a seat unless you are matched to a program that you ranked higher on your application.

How to Prepare for your Visual Arts Audition

Based on information provided by the NYC Department of Education website: a link to download the Specialized High Schools Student Handbook can be found on page 14.

When applying to a Visual Arts program you may be asked to demonstrate your skill and commitment in up to three other ways: (1) through an interview, (2) in a writing component such as an essay and by creating new artwork upon request, and/or (3) through a portfolio of your work.

1. The Interview

Schools may include interviews in their admissions process. While questions and procedures vary from school to school, it is important to remember:

- » Poise and appearance count.
- » Attitude is important: show respect to teachers and other students.
- » Convey your commitment to the visual arts.
- » Listen closely and try to provide answers that directly address the questions you were asked.

Questions might include:

- » Why did you choose to audition for this school?
- » How did you decide what to include in your portfolio?
- » Which art museums or galleries have you visited recently?
- » In the future, how do you plan to use the art education you receive here?

The interview will most likely be in the form of a conversation. You may be asked about your background, experience, knowledge and interest in the visual arts.

2. The Writing Component

Some schools require students to write an essay or answer a series of questions about why they want to attend that particular school. You may also be asked to compare two works of art. Schools will be looking at the content of your writing as well as the level of literacy. As in any piece of writing you would submit for examination, the writing component of your audition should:

- » Be well organized.
- » Demonstrate correct sentence structure, spelling and grammar.
- » Address the questions.

As with the interview, the writing component is intended as a way for you to convey your commitment to the study of visual arts and your interest in attending the school.

Creating New Artwork Upon Request

Many schools will ask you to complete one or two pieces of art “on the spot”. The most common art activities are drawing a figure from observation and drawing an inanimate object from observation, you may also be asked to draw an object from memory. Work is usually done on 8.5” x 11” paper. Bring a drawing pencil and eraser with you.

Examiners will be looking for imaginative and creative approaches to the assignment within the parameters given at the audition.

3. The Portfolio

The visual arts portfolio is a critical part of the audition process for 8th grade students applying to a specialized art program. A well thought-out portfolio shows your strengths and potential for high school-level work. It is an opportunity to display your best efforts. Individual schools may vary slightly in their requirements. Check the school's website for complete information. The following guidelines will help you assemble a competitive portfolio.

Presentation

You can protect your work and make a good impression by using a sturdy, high-quality portfolio case. A neat and attractive presentation is extremely important. It tells the reviewing committee that you have taken care of your work and that you are proud of it.

The condition of your artwork should be:

- » Clean, undamaged, unframed and in good overall condition.

Labels on the reverse side of artwork should include:

- » Your name
- » School name
- » Title
- » Date of work
- » Either "Under Supervision" or "Without Supervision"
- » Number and Type of Artwork

This varies from school to school, some schools request six works and others request anywhere from 10-20 pieces. Other schools require only 2-dimensional work and some allow you to include photographs of 3-dimensional work. When submitting photographs of 3-dimensional work, place labeled photos in presentation sleeves.

CONTENT

As you assemble your portfolio, carefully select the works that you feel represent your best efforts. "Less is more" is an excellent guideline!

Consider the following:

- » Select current artwork (work completed in 7th or 8th grade).
- » Some schools enjoy looking at sketchbooks and preliminary drawings.

- » Do not include work done in the style of a famous artist or copies.
- » Most of the work should be done from observation but you may include some work done from imagination or memory.
- » Cartooning should be limited to a minimum or not included at all.

The selections should demonstrate your understanding of composition and the following principles of design:

- » Unity
- » Balance/repetition
- » Variety
- » Emphasis
- » Proportion
- » Rhythm
- » Scale
- » Figure-ground relationship

You may select works that are thematic to show an in-depth investigation of an idea or you may include a variety of subjects to show a breadth of interests.

You may include "genre" art-works, which are pictorial representations of scenes from everyday life.

Examples of popular genres are:

- » Landscape
- » Cityscape
- » Architectural
- » Portrait
- » Figure
- » Decorative
- » Animal
- » Digital

You may wish to prepare pieces using a variety of media (such as drawing, painting, printmaking, media technology, etc.) to demonstrate your skill with different tools, materials, and techniques.

Examples of media are:

- » Painting – watercolor, acrylic, oil
- » Drawing – pencil, charcoal, chalk pastel, oil pastel, collage
- » Print – monoprint, etching, photography
- » Mixed media – combinations of any of the above

Make sure to carefully review the specific portfolio requirements for the schools to which you wish to apply in the High School Directory.

Specialized Art High School Guidelines

Based on information provided by the NYC Department of Education website: a link to download the Specialized High Schools Student Handbook can be found on page 14.

FRANK SINATRA SCHOOL OF THE ARTS

Art Audition Guidelines

- » Present a portfolio with 10-15 pieces of original work.
- » Art-work must be created from observation and from student's own imagination.
- » Artwork must include a diversity of subject matter and use of media, including examples of line, value and color.
- » Student work should be unframed and need not be matted.
- » Three-dimensional work can be shown in photographs.
- » You will also be required to draw from observation and memory, using pencil.

FIORELLO H. LAGUARDIA HIGH SCHOOL OF MUSIC & ART AND PERFORMING ARTS

Art Audition Guidelines

PART 1: Portfolio Review

- » Each student is required to submit for review a portfolio of original work.
- » Artwork and portfolio can be any size that is comfortable for the student to carry.
- » Portfolio should include between 10-20 pieces of work.
- » All art pieces must be either matted or mounted.
- » Selected pieces should be 2-dimensional works only. Photographs can be used to show sculpture, ceramics, and other 3-dimensional works.
- » Only original work should be submitted. No photocopies of work will be accepted.

Each piece of work should be labeled:

- » Done with supervision (i.e. in class with a teacher).
- » Done without supervision (i.e. done completely independently).
- » From observation or from imagination.

All portfolios are returned at the end of the exam.

PART 2: In-class drawing exam

Applicants must demonstrate specific skills by completing 3 drawing exercises. Approximately 30 minutes will be given for each exercise:

- » Draw a live model – drawing pencil
- » Draw still life from memory – drawing pencil
- » Illustrate a topic that is given (i.e. a hot day at the beach) – Cray-Pas

THE HIGH SCHOOL OF ART AND DESIGN

Art Audition Guidelines

PART 1: How to prepare your portfolio:

- » Select your best art work.
- » Clean up your work.
- » Frame with a mat or mount on a board.

What you should bring:

- » Your portfolio
- » Latest copy of your report card
- » Letters of recommendation
- » Sharpened pencils
- » An eraser
- » A winning attitude

The best portfolios have:

- » Neatly presented artwork
- » Art from observation
- » A sketchbook
- » 8-12 artworks (variety)

On your audition date:

- » Please be prompt
- » All applicants must have a portfolio to be reviewed at the time of the audition

PART 2: Portfolio guidelines based on intended major

Commercial Art Portfolio Requirements

- » Drawings from observation (strongly suggested)
- » Art work subjects including the following:
 - » Abstract design
 - » Still lifes
 - » Landscapes or cityscapes
 - » Self portrait
 - » Photography
 - » Fashion design
- » Art work done independently
- » Art work done in school
- » Show a variety of media
- » Your sketchbooks full of ideas and interests

Architectural Design Portfolio Requirements

- » Portfolio with 10-12 pieces of original artwork created from observation and students' own imagination with a diversity of subject matter and use of media.
- » Please include examples of line drawings as well as value studies of geometric shapes and forms.
- » You should also include a drawing of your neighborhood and plan of your bedroom or your apartment.
- » Three-dimensional pieces can be photographed. You will be required to draw from observation and memory.

Film/Video Production Portfolio Requirements

- » Portfolio including two storyboards, (each a minimum of ten frames each) depicting a scene from two of your favorite movies.
- » Submit a 250-word essay describing your interest in filmmaking. Students will be given a visual representation and will be asked to develop a story that could be used as the basis for a film. Address these questions: What is the story about? Who are the main characters? What are the conflicts? What type of film? How does it end?
- » Submit your portfolio materials at the audition. You can pick these up one week later.

FAQ: Frequently Asked Questions

Q: How can I prepare to take the test?

A: Practice drawing exercises similar to those given in the audition. Select those that are the most interesting for the portfolio. The following are some examples to help you prepare. Set up a series of still life drawing problems: first, a single object such as a pair of eye glasses or shoes; then use two objects, then three, and so on. Take objects away and draw from memory. Work with Crayons or Cray-Pas to illustrate street scenes, crowd scenes, and landscapes. Remember to keep a sketchbook.

Q: What does the portfolio tell the examiners?

A: The portfolio demonstrates seriousness and depth of interest. A variety of subject matter indicates someone who is able to try different problems.

Q: Will I have an opportunity to discuss my portfolio?

A: Yes. The examiners will hold a short conference to discuss how the work in the portfolio represents the applicant's art experience, plans and commitment.

Q: What are the examiners looking for in the test?

A: The examiners look for imagination and creativity. They are looking for students who can draw from observation, compose a picture on the page, and use color in an effect way.

Q: What does the student bring to the test?

A: The portfolio, pencil, admission ticket, and your latest report card or transcript. Paper, Cray-Pas, drawing pencil, and eraser will be supplied.

Q: What are the procedures in the test room?

A: Applicants are assigned to an art classroom where there are art tables, materials, and a sink for washing hands after the test. Each student is assigned a number. After each problem, the applicant posts work on the board next to that number. By the end of the test, each applicant has 3 pieces of work displayed. While students are working, the examiners are reviewing the portfolios and holding a short conference with each student. All portfolios are returned to the applicant at the end of the exam.

Portfolio Building Tips

DEVELOP YOUR...

Artistic Voice

- » What is important to you?
- » Keep an art journal where you can write stories, draw, and sketch ideas for future projects.
- » While completing assignments or making art on your own, make your mark and let your personality shine through the colors you use, the gestures you make, and humor or issues you address.

Skills

- » Keep working hard and continue making art on a regular basis. High Schools like to see that you are trying to improve yourself as an artist by consistently working.
- » Draw from observation (what you see, not photographs) and try new subjects while improving techniques.

Range

- » In your sketchbook, keep a list of new ideas and materials you'd like to try.
- » Do things from the list and check them off as you go, you might find something new you'd like to continue doing.

AND PREPARE FOR...

High School Applications

- » In the early fall season, go to the websites for high schools you will apply to and see what you will need to do to apply and when. Include your top choices and keep in mind other schools that have active art programs on your list.
- » Make a calendar of when things are due, or when interviews/exams are happening.

Exposure

- » At the beginning of the fall season, make sure you visit as many of the high schools you are interested in during their open house or while they are in session.
- » Ask students and teachers questions you have about their school and see how they feel about their experience there. Someone else's opinion should not determine whether or not you go there, but it could be helpful information to have.
- » Check out museums/galleries and learn more about artists whose work you like or admire. Pay attention to the names of artists and new things you are learning from seeing art, this could be helpful in an interview if you are asked about what kind of art you have seen and who you like as artists.

Body of Work (Portfolio)

- » In the early fall season, gather your work and see what your strongest art works are to include them in your portfolio
- » Think about what else you could work on to make your portfolio well rounded and show what skills you've learned.
- » Ask fellow artists, teachers, and counselors for advice and show them what you have so far.
- » Mat or photograph your art, depending on what high schools are asking for.

Artwork Matting and Label Samples


SAMPLE A: Artwork in portrait view centered and equally spaced on black mat board




SAMPLE B: Artwork in landscape view centered and equally spaced on black mat board



SAMPLE C: Two separate pieces of artwork in landscape view centered and evenly spaced on black mat board



SAMPLE D: Artwork label on lower left hand corner on back of black mat board



SAMPLE E: Artwork label information

Name:
School:
Title/Description:
Date of work:
Under supervision / Without supervision
From observation / From imagination

What happens if I don't get accepted?

It is possible that your Specialized Art High Schools will not accept you. We know that this is a bad feeling. Please keep in mind that getting rejected from a school is not a reflection of your abilities.

Here are some things you can do to help you deal with possible rejection:

- » Keep your head up. Specialized High School admissions are subjective.
- » Congratulations on a great portfolio! You already accomplished a great feat by just organizing this amazing body of artwork and drastically improved on your existing art-making skills.

WHAT ARE SOME OTHER ALTERNATIVES?

- » Transfer schools: Some schools such as LaGuardia and Art & Design High School allow you to apply in 9th Grade to enter as a 10th Grader.
- » Start or continue participating in After-school/Saturday Art Classes as well as Pre-College Art Programs. They will provide you with a quality art making experience as you continue on to develop your skills and then begin organizing your college portfolio.

Middle School Portfolio Development Programs

To continue developing your portfolio we invite you to apply to one of two Portfolio Development Classes for Middle School students.

1. Saturday Studios Portfolio Classes

The Joan Mitchell Foundation currently offers middle school portfolio development-focused classes in our Education & Research Center: participants can enroll for the after-school session or for the Saturday session. These year-long workshops assist students in the development of portfolios for high school and college admissions.

Students will receive guided instruction from professional practicing artists with extensive classroom experience.

2. Middle School Portfolio After School Class

This workshop series is specifically designed for students planning to apply to the New York City high schools that specialize in the arts. The workshops provide an overview of the schools and individualized assessments of student portfolios. Participants have the opportunity to hone their interviewing and communication skills, while strengthening their portfolios through drawing assignments and how-to demonstrations. These sessions take place weekly in the fall from October- December.

All classes are free of charge, and co-taught by two professional artists at the Joan Mitchell Foundation Education & Research Center, located at 137 West 25th Street, 2nd Floor, New York, NY 10001.

Participating students will continue to have access to our Student Opportunities and Support (SOS) Program, which offers one-on-one guidance in developing their portfolio for specialized high schools along with additional resources and workshops.

To register please visit:

<http://joanmitchellfoundation.org/education-programs/register>

Art Materials and Stores in NYC

SUGGESTED MATERIALS TO PURCHASE

- » Blick basic portfolio 23" x 31"
- » 8" x 10" or 11" x 14" drawing pad
- » 2B pencils
- » Color pencils
- » Kneaded erasers
- » Charcoal pencil
- » Black, grey or white railroad board
22" x 28" 6 ply (mat board)
- » Artist tape
- » Basic watercolor pan set

ART SUPPLY STORES IN NYC

MANHATTAN

- » **Blick Art Materials**
1-5 Bond Street
New York, NY 10012
(212) 533-2444
dickblick.com
- » **Blick Art Materials**
650 6th Ave
New York
(212) 524-9611
dickblick.com
- » **Artist & Craftsman Supply**
2108 Adam Clayton Powell Jr Blvd
New York, NY 10027
(212) 222-4700
artistcraftsman.com
- » **Michaels Arts & Crafts**
808 Columbus Ave
New York, NY 10025
(212) 865-0813
michaels.com
- » **Utrecht Art Supply**
237 W 23rd Street
New York, NY 10011
(212) 675-8699
utrechtart.com

- » **Utrecht Art Supply**
148 Lafayette St
New York
(212) 431-3864
utrechtart.com

- » **Utrecht Art Supply**
21 E 13th St
New York
(212) 924-4136
utrechtart.com

QUEENS

- » **Artist & Craftsman Supply**
34-09 Queens Blvd.
Long Island City, NY 11101
(718) 433-4949
artistcraftsman.com
- » **Michaels Arts & Crafts**
5106 Northern Blvd
Woodside, NY 11377
(718) 371-0480
michaels.com

BROOKLYN

- » **Artist & Craftsman Supply**
761 Metropolitan Ave
Brooklyn, NY 11211
(718) 782-7765
artistcraftsman.com
- » **Utrecht Art Supply**
536 Myrtle Ave
Brooklyn, NY 11205
(718) 789-0308
utrechtart.com

Resources on the Web

GENERAL RESOURCES

Joan Mitchell Foundation

www.joanmitchellfoundation.org

New York Foundation for the Arts

(Lists art opportunities, grants, and arts-related jobs/internships)

www.nyfa.org

Department of Education

Directory of NYC Public High Schools and
Specialized High Schools Student Handbook

<http://schools.nyc.gov/ChoicesEnrollment/High/default.htm>

SCHOLARSHIP SEARCHES ONLINE

www.college-scholarships.com

www.scholarships.kachinatech.com

www.collegenet.com

REGIONAL ART SCHOOLS AND COLLEGES WITH ART PROGRAMS

School of Visual Arts

www.schoolofvisualarts.edu

Cooper Union

www.cooper.edu

Hunter College

www.hunter.cuny.edu/~art/

Pratt Institute

www.pratt.edu

Parsons the New School for Design

www.parsons.edu

Queens College, City University of New York

www.qc.cuny.edu/academics/art.php

Fashion Institute of Technology

www.fitnyc.edu

Bard

www.bard.edu

Long Island University, C.W. Post

www.cwpost.liu.edu/cwis/cwp

Syracuse University

www.syr.edu

Buffalo State College, State University of New York

www.buffalostate.edu

State University of New York at Potsdam, NY

www.potsdam.edu

Rhode Island School of Design

www.risd.edu

Massachusetts College of Art

www.massart.edu

School of The Museum of Fine Arts, Boston, MA

www.smfa.edu

SUNY New Paltz

www.newpaltz.edu

SUNY Purchase

www.purchase.edu

NYC ART MUSEUMS

Metropolitan Museum of Art

www.metmuseum.org

Museum of Modern Art (MoMA)

www.moma.org

Guggenheim Museum

www.guggenheim.org/new-york

MoMA PS1

www.ps1.org

Whitney Museum of Art

www.whitney.org

New Museum

www.newmuseum.org

Dahesh Museum of Art

www.daheshmuseum.org

Museum for African Art

www.africanart.org

Jewish Museum

www.jewishmuseum.org

Folk Art Museum

www.folkartmuseum.org

Brooklyn Museum

www.brooklynmuseum.org

Cooper Hewitt

www.cooperhewitt.org

Studio Museum in Harlem

www.studiomuseum.org

Queens Museum

www.queensmuseum.org

El Museo del Barrio

www.elmuseo.org

Frick Collection

www.frick.org

Socrates Sculpture Park

www.socratessculpturepark.org

Asia Society

www.asiasocietymuseum.com

Museum of The City of New York

www.mcny.org

Schomburg Center of Research in Black Culture

www.nypl.org/locations/schomburg

Middle School Portfolio Samples

Included are two portfolios by participants of our programs that have been recently accepted to NYC Specialized Art High Schools.

Portfolio #1: Maya

Attended: Home-schooled for Middle School

Participated in the following Joan Mitchell Foundation Art Education Programs:


- » Saturday Studios, Beginner Program
Fall 2010 – Spring 2011
Artist-Teacher: Carda Burke
- » Saturday Studios, Middle School level
Spring 2012
Artist-Teacher: Rick Diaz
- » Saturday Studios, Middle School level
Fall 2012-Spring 2013
Artist-Teacher: Rose Nestler
- » Summer Intensive, 2013
Artist-Teacher: Jaqueline Cedar
- » Middle School Portfolio Prep at Museum of Art & Design
Fall 2013
Artist-Teacher: Jaqueline Cedar
- » Saturday Studio, Portfolio Class
Fall 2013-Spring 2014
Artist-Teacher: Anne Polashenski

Applied to:

- » Marymount High School
- » Art and Design High School
- » Brooklyn Latin High School

Plans to Attend:

- » Brooklyn Latin High School



COLLAGE ON PAPER



OIL PASTEL ON PAPER



PENCIL ON PAPER




ACRYLIC ON PAPER



CHALK PASTEL ON PAPER



ACRYLIC ON PAPER




CLAY AND ACRYLIC



CLAY AND ACRYLIC



CLAY AND ACRYLIC



CLAY AND ACRYLIC



WATERCOLOR ON PAPER



WATERCOLOR ON PAPER



INK ON PAPER



PENCIL ON PAPER



WATERCOLOR ON PAPER



ACRYLIC ON PAPER

Portfolio #2: Rebecca

Attended: P.S./I.S. 266

Participated in the following Joan Mitchell Foundation Art Education Programs:

- » Saturday Studios, Middle School Level
Fall 2011
Artist-Teacher: Lauren Luloff
- » Summer Intensive
2012
Artist-Teacher: Jaqueline Cedar
- » Saturday Studios, Middle School Level
Fall 2012-Spring 2013
Artist-Teacher: Lauren Luloff
- » Summer Intensive
2013
Artist-Teacher: Jaqueline Cedar
- » Middle School Portfolio Prep at Museum of Art & Design
Fall 2013
Artist-Teacher: Jaqueline Cedar
- » Saturday Studios, Middle School Level
Fall 2013-Spring 2014
Artist-Teacher: Gretchen Scherer

Applied to:

- » Frank Sinatra High School
- » LaGuardia High School

Plans to Attend:

- » Frank Sinatra High School



OIL PASTEL ON PAPER




MIXED MEDIA ON PAPER



OIL PASTEL ON PAPER



MIXED MEDIA ON PAPER



CHALK PASTEL ON PAPER



COLORED PAPER COLLAGE



OIL PASTEL ON PAPER



CHARCOAL ON PAPER



INK ON PAPER



PENCIL ON PAPER

**JOAN MITCHELL
FOUNDATION**
EDUCATION & RESEARCH CENTER

137 West 25th Street, 2nd Floor
New York, NY 10001

212-524-0001

www.joanmitchellfoundation.org
arted@joanmitchellfoundation.org